

# Complete Instructions

Oriental Body Slide  
EROTIC MASSAGE GEL



SHUNGA  
EROTIC ART

## Prior to usage, ensure you have in hand the following items:

- ✓ **Four (4) large towels** (bath mat, beach towels, etc.)
- ✓ **An eiderdown** (approximately 3' x 6' - 90 cm x 1.80 m) (quilt, large thick sheet, mat, etc.)
- ✓ **Gold waterproof sheet** (included)
- ✓ **A container that can hold 4 Qts (4L)** (bucket, deep pot, large mixing bowl, etc.)
- ✓ **A mixing spatula** (optional)
- ✓ **Bottles #1 & #2**, as well as easy access to warm water
- ✓ **Arrange to have a few towels handy to wipe feet after usage**

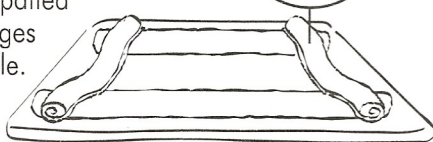
## How to create your passionate play surface

**1** Determine the ideal place to create and set-up this play surface (bedroom floor, bathroom, living room, etc.). Ideally, your chosen area should be around 8' x 8' (2.5 m x 2.5 m). For added comfort, begin by placing a thick sheet or mat to create a mattress-like feel.



**CAUTION:** Do not use on any kind of elevated surface such as a bed, as you could fall and hurt yourself.

**2** Roll four (4) large towels on the length side to form a cylindrical or tube-like shape. Place the rolled towels onto the padded surface by following its edges in order to form a rectangle.



**NOTE** The towels placed at the two extremities can be refolded or placed over the others if they are too long.

Before continuing, remove all jewellery or objects that could cut and damage the enclosed gold sheet. The enclosed sheet is very resistant and waterproof, but could be damaged upon contact with a pointy object.

**3** Unfold the enclosed gold sheet. Recover the surface by carefully smoothing out the center and level out edges in order to form a basin-like shape.



**NOTE** Ensure that the gold sheet overlaps the towel frame by about 12" (30 cm) on each side.

**WARNING:** This product is not recommended for sensitive skin types. In case of irritation, rinse thoroughly under water. **CAUTION:** This product causes all surfaces to be slippery. Avoid standing up. **WIPE OFF ANY EXCESS WITH A TOWEL BEFORE STEPPING OFF PLAY SURFACE.** Throw away protective sheet along with remainder of the product after usage. Keep out of reach of children. The protective sheet and Massage Gel must never be used as a game for children. **PRODUCT IS EXTREMELY SLIPPERY. NOT DESIGNED TO USE DIRECTLY ON SMOOTH SURFACES: BATH, SPA, SHOWER, FLOOR, ETC.** **CAUTION: IN CASE OF SLIP OR FALL, SERIOUS INJURIES MAY OCCUR. KEEP AWAY FROM FIRE AND FLAMES.**

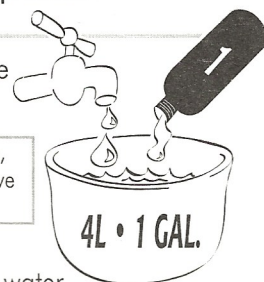
## How to prepare the massage gel

Ensure that your play surface is made and you and your lover are both ready, **BEFORE** you mix the product.

**1**

Pour contents of **bottle #1** in the chosen container.

**NOTE** You can add a little water in the bottle, in order to ensure that all contents have been successfully poured out.



Add 3.5 Qts (3.5L) of lukewarm water from the tap (about 104-113°F (40-45°C)). Avoid hot water in order to avoid burning. **Do not exceed 3.5 Qts (3.5L) of water**

**NOTE** In order to accurately assist you in calculating the quantity of water, bottle #1 holds up to 250 ml (14 X 250 ml = 3.5 Qts (3.5L)).

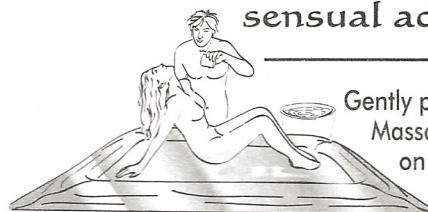
**2**

Add the contents of **bottle #2** and mix all together with your hand or spatula.

The gel is then ready to be used!

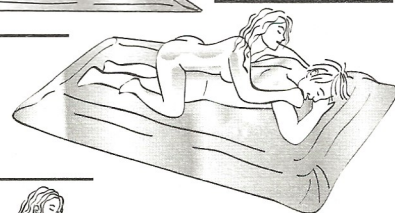


## You are now ready to experience an exceptional sensual adventure...




Gently pour the lukewarm Massage Gel mix on your lover's body.

Begin  
body-to-body  
massage



Come together  
and let your  
imagination  
guide you!



Enjoy yourselves...  
The rest is  
up to you!



**IMPORTANT: WIPE YOUR FEET OFF WITH A TOWEL PRIOR TO LEAVING THE PLAY AREA.** The Massage Gel easily dissolves in the shower.

**DISPOSAL INSTRUCTIONS:** We recommend that the Massage Gel be thrown out in the garbage after usage. Should you dispose of the Massage Gel down the drain, add a large quantity of water in order to better dilute the product.